

Product description **M12-T male angled connector, Contacts: 4, 8.0 - 10.0 mm, not shielded, screw clamp, IP67, UL, VDE**

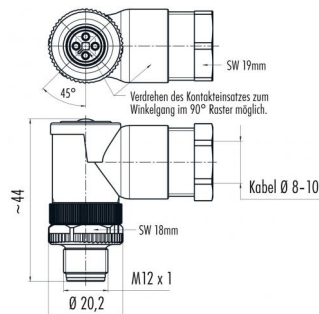
Area **M12-T series 813**

Order number **99 0629 58 04**

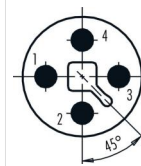
Illustration



Scale drawing



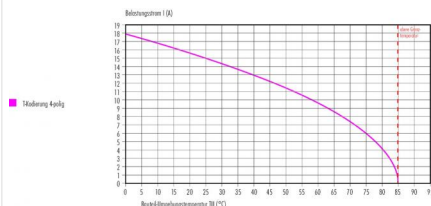
Contact arrangement (Plug-in side)



	X	Y
1	-2,55	0,00
2	0,00	-2,55
3	2,55	0,00
4	0,00	2,55

1 brown
2 white
3 blue
4 black

Derating curve



You can find the assembly instructions on the next page.

Technical data

General values

Connector design	male angled connector
Connector locking system	screw
Termination	screw clamp
Wire gauge (mm)	max. 1.50 mm ²
Wire gauge (AWG)	max. 16
Cable outlet	8.0 - 10.0 mm
Upper limit temperature	85 °C
Lower limit temperature	-40 °C
Customs tariff number	85369010
Packaging Unit	50

Cable data

Approval 1	UL
Approval 2	VDE

Electrical values

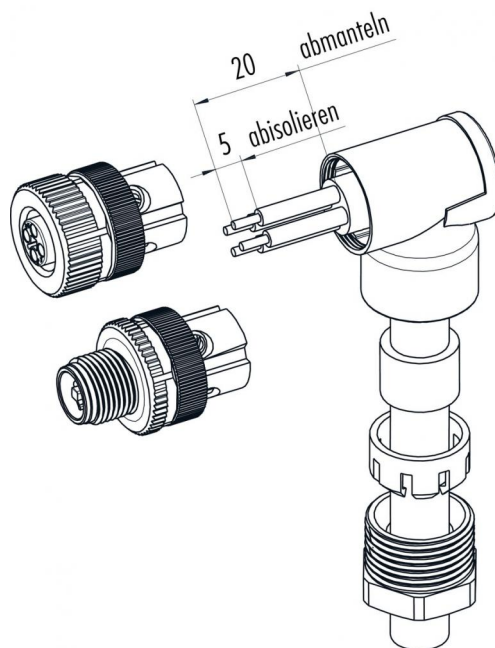
Rated current (40 °C)	12 A
Rated voltage	63 V
Rated impulse voltage	1500 V
Pollution degree	3
Overvoltage category	III
Insulating material group	II
EMC compliance	not shielded
Degree of protection	IP67
Mechanical operation	> 100 Mating cycles

Material

Contact material	CuZn (brass)
Contact plating	Au (gold)
Contact body material	PA
Housing material	PA
REACH SVHC	CAS 7439-92-1 (Lead)

Product description	M12-T male angled connector, Contacts: 4, 8.0 - 10.0 mm, not shielded, screw clamp, IP67, UL, VDE
Area	M12-T series 813
Order number	99 0629 58 04

Assembly instructions / Panel cut-out



Product description	M12-T male angled connector, Contacts: 4, 8.0 - 10.0 mm, not shielded, screw clamp, IP67, UL, VDE
Area	M12-T series 813
Order number	99 0629 58 04

Security notices

The connectors are designed for use in plant, control system and electrical equipment. The end user is responsible for checking whether the connectors are suitable for use in other applications.

Connectors with degree of protection IP 67 and IP 68 are not suitable for use under water. When used outdoors, the connectors must be separately protected against corrosion. For further information about IP degrees of protection refer to 'Technical support' in the Download Centre.

To lock the cable connector to the equipment connector, the threaded ring is tightened until it is 'finger-tight' (approx. 50 cNm).